

# R 설치

- <https://cran.r-project.org/bin/windows/base/old/> 에 접속하여 “R 3.6.3” 클릭

← → ↻ [cran.r-project.org/bin/windows/base/old/](https://cran.r-project.org/bin/windows/base/old/)

## Previous Releases of R for Windows

This directory contains previous binary releases of R for Windows.

The current release, and links to development snapshots, are available [here](#). Source code for these releases and others is available through [the main CRAN page](#).

In this directory:

[R 4.1.2](#) (November, 2021)

[R 4.1.1](#) (August, 2021)

[R 4.1.0](#) (May, 2021)

[R 4.0.5](#) (March, 2021)

[R 4.0.4](#) (February, 2021)

[R 4.0.3](#) (October, 2020)

[R 4.0.2](#) (June, 2020)

[R 4.0.1](#) (June, 2020)

[R 4.0.0](#) (April, 2020)

[R 3.6.3](#) (February, 2020)

[R 3.6.2](#) (December, 2019)

[R 3.6.1](#) (July, 2019)

[R 3.6.0](#) (April, 2019)

[R 3.5.3](#) (March, 2019)

[R 3.5.2](#) (December, 2018)

- “Download R 3.6.3 for Windows” 클릭

## R-3.6.3 for Windows (32/64 bit)

[Download R 3.6.3 for Windows](#) (83 megabytes, 32/64 bit)

[Installation and other instructions](#)

[New features in this version](#)

If you want to double-check that the package you have downloaded matches the package distributed by CRAN, you can compare the [md5sum](#) of the .exe to the [fingerprint](#) on the master server. You will need a version of md5sum for windows: both [graphical](#) and [command line versions](#) are available.

### Frequently asked questions

- [Does R run under my version of Windows?](#)
- [How do I update packages in my previous version of R?](#)
- [Should I run 32-bit or 64-bit R?](#)

Please see the [R FAQ](#) for general information about R and the [R Windows FAQ](#) for Windows-specific information.

### Other builds

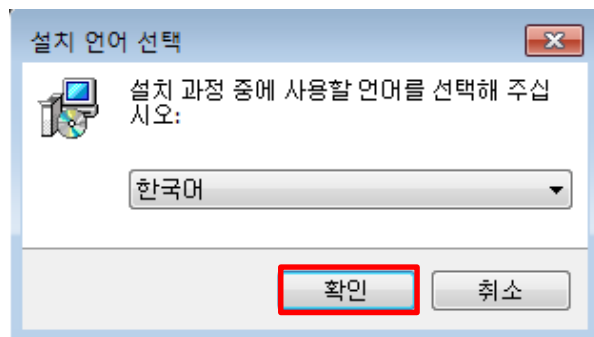
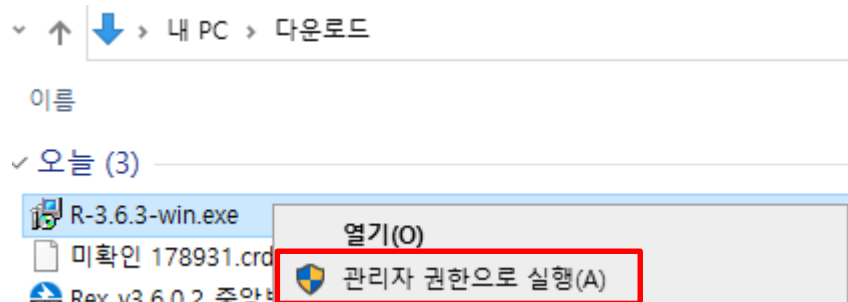
- Patches to this release are incorporated in the [r-patched snapshot build](#).
- A build of the development version (which will eventually become the next major release of R) is available in the [r-devel snapshot build](#).
- [Previous releases](#)

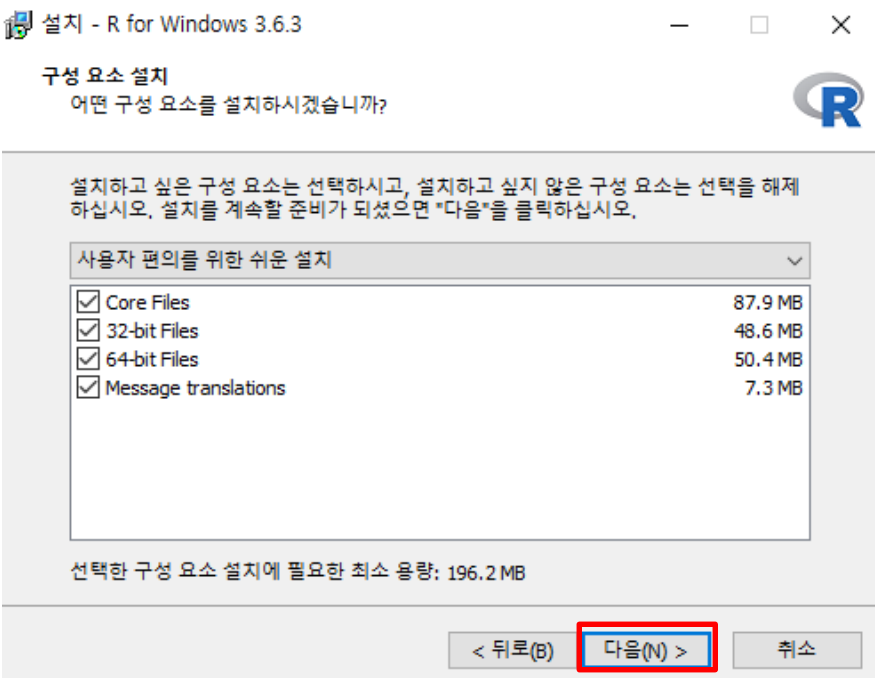
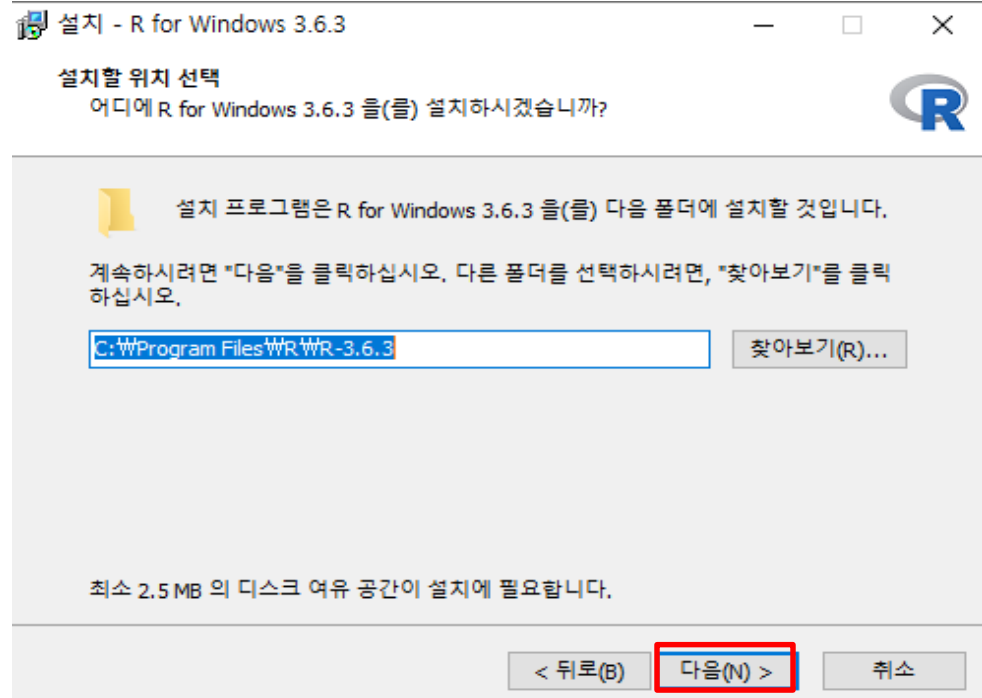
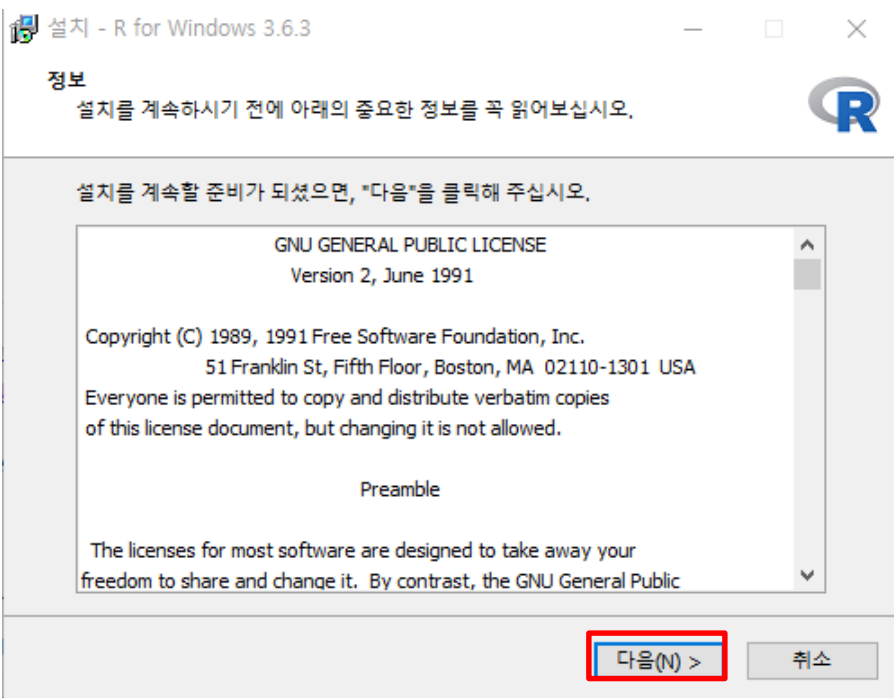
Note to webmasters: A stable link which will redirect to the current Windows binary release is [CRAN.MIRROR>/bin/windows/base/release.htm](http://CRAN.MIRROR>/bin/windows/base/release.htm).

---

Last change: 2020-02-29

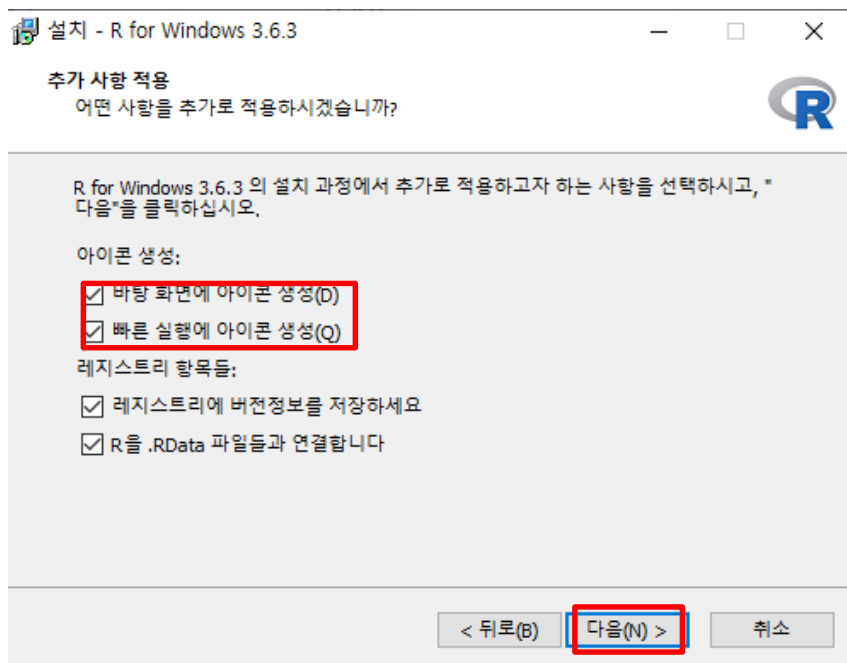
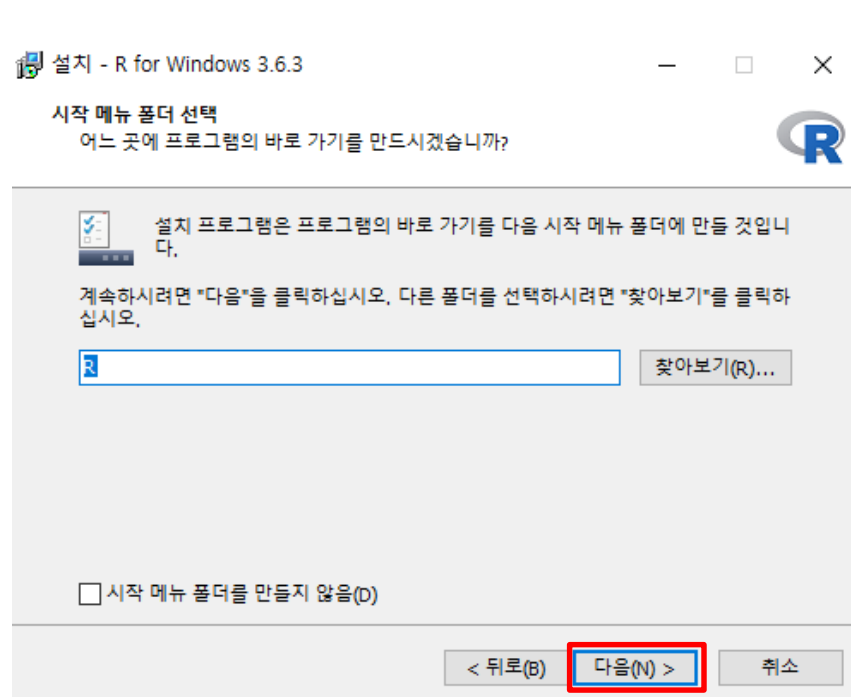
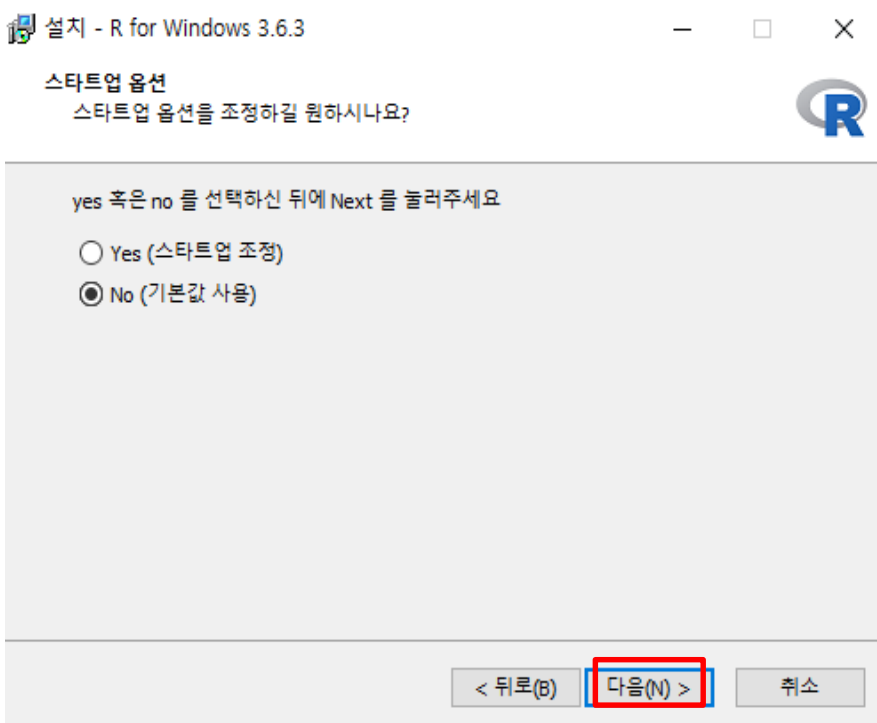
- 다운로드 폴더에서 "R-3.6.3-win.exe"를 오른쪽 마우스 클릭하여 "관리자 권한으로 실행" 클릭
  - 설치 시 사용할 언어 선택 후 "확인" 클릭
  - 이후의 과정은 사용자 편의에 따라 옵션을 조정한 후 계속 "다음" 클릭 하면 설치 완료.
- (디폴트 옵션 사용해도 무방함)



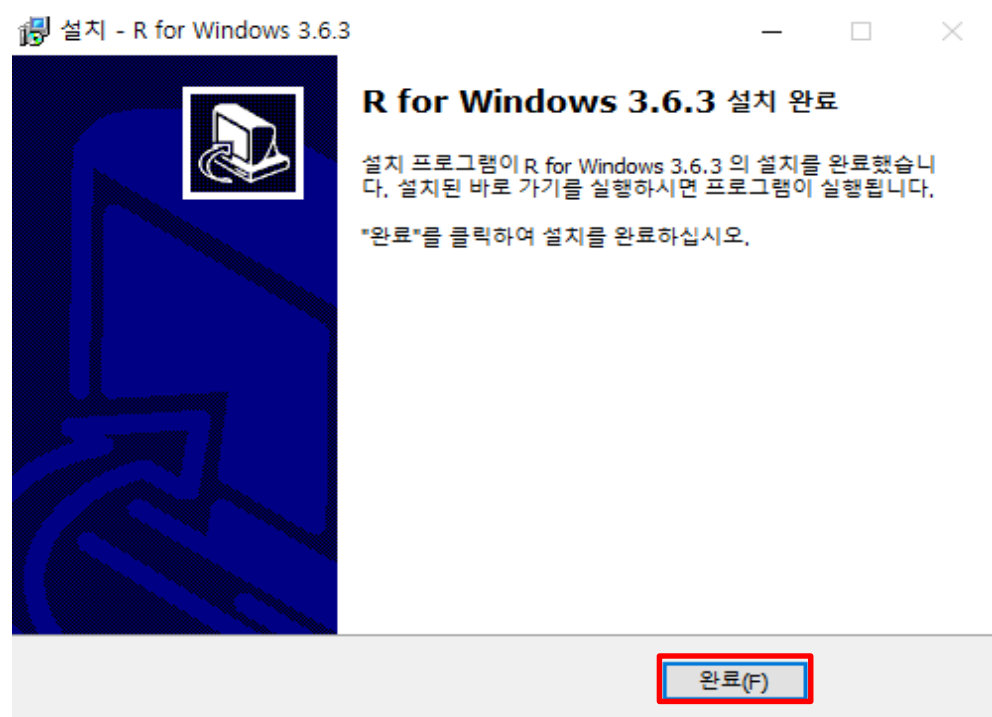
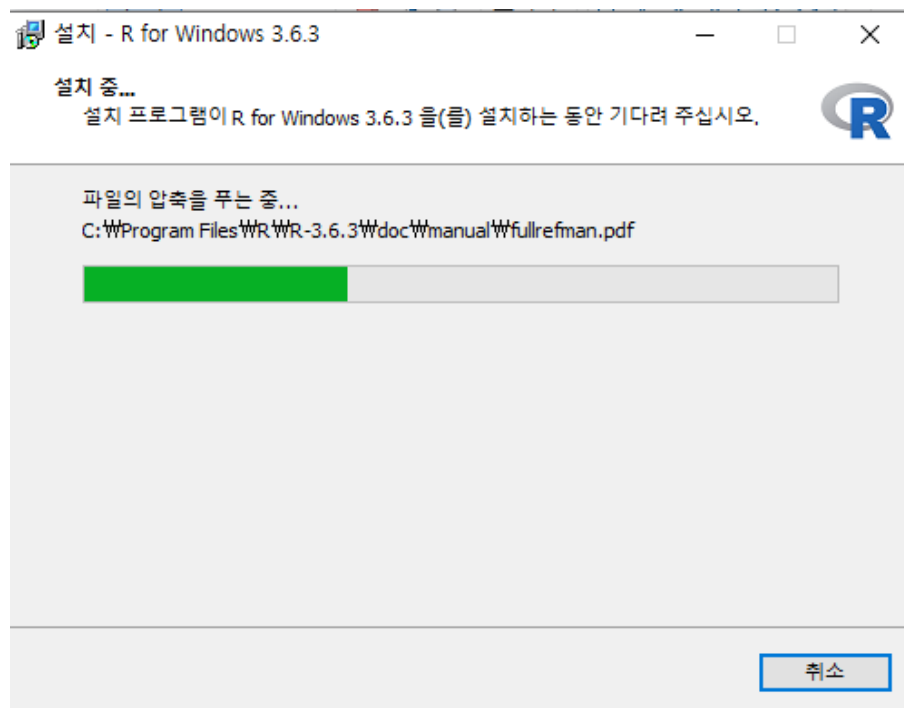


설치할 위치 따로 지정 시 한글이 들어간  
경로 지정하지 않기

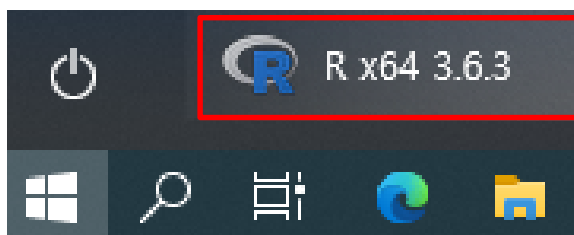
32비트, 64비트는 자동적으로 선택.  
변경하지 마세요.



편의를 위해 바탕 화면과 빠른 실행에  
아이콘 생성 선택



아래화면이 R 실행했을 때 화면



윈도우 실행의 프로그램 목록에서 R 실행 가능  
(설치 시 바탕화면 아이콘 추가 선택 시 바탕화면에서  
R 아이콘 선택하여 실행할 수 있음)

